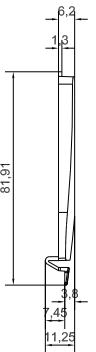
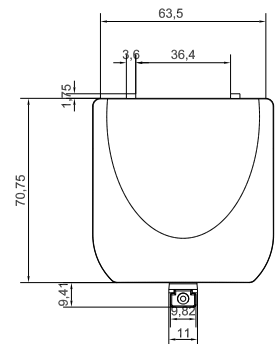
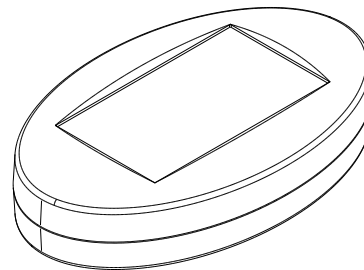
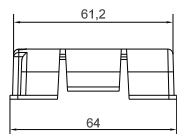
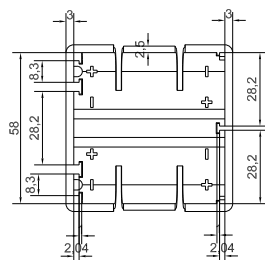
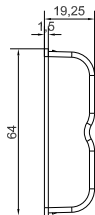
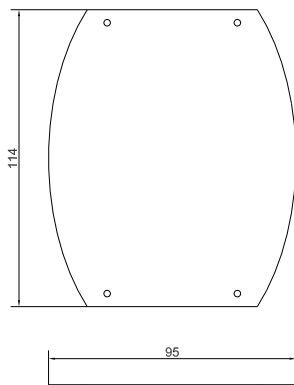


PCB MAX SIZE



	Description <b>Assembly OK2-B2</b>	Part Number <b>OK2-B2</b>
	Subject to technical modification without prior notice. Tipographical and other errors do not justify any claim for damages. All dimensions should be verified using an actual moulded part.	Rev. Index Date <b>11/01/2006</b>
	This document contains proprietary information of TEKO S.p.A. and is licensed subject to the conditions that the information be retained in confidence not be reproduced or copied and not be used or incorporated in any product.	Size <b>1:1</b> Drawing Sheet <b>A1</b>